

# SINGH KRISHNA & ASSOCIATES

Chartered Accountants

8, Second Floor, Krishna Market, Kalkaji, New Delhi - 110019

Tele.: 40590344, e-mail: skacamail@gmail.com

## INDEPENDENT AUDITOR'S REPORT

To the Members of the General Body of  
**Creating Resources for Empowerment in Action (CREA)**

### Report on the Audit of the Financial Statements

#### Opinion

We have audited the financial statements of Creating Resources for Empowerment in Action (CREA), a society registered under the Societies Registration Act, 1860 (the entity), which comprise the balance sheet as at March 31, 2020, and the income and expenditure account for the year then ended, and notes to the financial statements, including a summary of significant accounting policies.

In our opinion, the accompanying financial statements give a true and fair view of the financial position of the entity as at March 31, 2020, and of its financial performance for the year then ended in accordance with the Accounting Standards issued by the Institute of Chartered Accountants of India (ICAI).

#### Basis for Opinion

We conducted our audit in accordance with the Standards on Auditing (SAs) issued by ICAI. Our responsibilities under those standards are further described in the Auditor's Responsibilities for the Audit of the Financial Statements section of our report. We are independent of the entity in accordance with the Code of Ethics issued by ICAI and we have fulfilled our other ethical responsibilities in accordance with the Code of Ethics. We believe that the audit evidence we have obtained is sufficient and appropriate to provide a basis for our opinion.

#### Responsibilities of Management and Those Charged with Governance for the Financial Statements

Management is responsible for the preparation of these financial statements that give a true and fair view of the financial position, and financial performance of the entity in accordance with the accounting principles generally accepted in India. This responsibility includes the design, implementation and maintenance of internal control relevant to the preparation and presentation of the financial statements that give a true and fair view and are free from material misstatement, whether due to fraud or error.

In preparing the financial statements, management is responsible for assessing the entity's ability to continue as a going concern, disclosing, as applicable, matters related to going concern and using the going concern basis of accounting unless management either intends to liquidate the entity or to cease operations, or has no realistic alternative but to do so.



Those charged with governance are responsible for overseeing the entity's financial reporting process.

### **Auditor's Responsibilities for the Audit of the Financial Statements**

Our objectives are to obtain reasonable assurance about whether the financial statements as a whole are free from material misstatement, whether due to fraud or error, and to issue an auditor's report that includes our opinion. Reasonable assurance is a high level of assurance, but is not a guarantee that an audit conducted in accordance with SAs will always detect a material misstatement when it exists. Misstatements can arise from fraud or error and are considered material if, individually or in the aggregate, they could reasonably be expected to influence the economic decisions of users taken on the basis of these financial statements.

As part of an audit in accordance with SAs, we exercise professional judgment and maintain professional skepticism throughout the audit. We also:

- Identify and assess the risks of material misstatement of the financial statements, whether due to fraud or error, design and perform audit procedures responsive to those risks, and obtain audit evidence that is sufficient and appropriate to provide a basis for our opinion. The risk of not detecting a material misstatement resulting from fraud is higher than for one resulting from error, as fraud may involve collusion, forgery, intentional omissions, misrepresentations, or the override of internal control.
- Obtain an understanding of internal control relevant to the audit in order to design audit procedures that are appropriate in the circumstances.
- Evaluate the appropriateness of accounting policies used and the reasonableness of accounting estimates and related disclosures made by management.
- Conclude on the appropriateness of management's use of the going concern basis of accounting and, based on the audit evidence obtained, whether a material uncertainty exists related to events or conditions that may cast significant doubt on the entity's ability to continue as a going concern. If we conclude that a material uncertainty exists, we are required to draw attention in our auditor's report to the related disclosures in the financial statements or, if such disclosures are inadequate, to modify our opinion. Our conclusions are based on the audit evidence obtained up to the date of our auditor's report. However, future events or conditions may cause the entity to cease to continue as a going concern.
- Evaluate the overall presentation, structure and content of the financial statements, including the disclosures, and whether the financial statements represent the underlying transactions and events in a manner that achieves fair presentation.

We communicate with those charged with governance regarding, among other matters, the planned scope and timing of the audit and significant audit findings, including any significant deficiencies in internal control that we identify during our audit.



## Report on Other Requirements

We report that:

- (i) we have sought and obtained all the information and explanations, which to the best of our knowledge and belief were necessary for the purposes of our audit;
- (ii) in our opinion, proper books of account as required by law have been kept by the entity so far as appears from our examination of the books; and
- (iii) the Balance Sheet and the Income and Expenditure Account dealt with by this report are in agreement with the books of account.

for Singh Krishna & Associates  
Chartered Accountants  
Firm's Registration No. 008714C



*Krishna Kumar Singh*

(Krishna Kumar Singh)

Partner

M. No. 077494

Place : New Delhi

Date : 30/09/2020

UDIN : 20077494AAAAAK9726

# CREATING RESOURCES FOR EMPOWERMENT IN ACTION (CREA)

Balance Sheet as at March 31, 2020

	Notes	Current Year	Amount in ₹ Previous Year
<b>Liabilities</b>			
General Fund	1	95,915,173.25	90,258,305.50
Restricted Grants	2	12,963,434.00	22,371,394.33
Deferred Revenue Fund	3	1,930,113.80	1,820,843.80
Current Liabilities & Provisions			
Current Liabilities	4	3,797,862.11	5,183,274.13
Provisions	5	7,395,681.00	6,982,928.00
<b>Total</b>		<b><u>122,002,264.16</u></b>	<b><u>126,616,745.76</u></b>
<b>Assets</b>			
Property, Plant and Equipment	6	2,000,279.20	1,426,239.20
Current Assets, Loans, Advances, etc.			
Cash and Bank Balances	7	85,232,135.65	91,472,445.44
Loans, Advances and Other Assets	8	7,117,079.03	4,922,479.49
Grants Receivable	2	27,652,770.28	28,795,581.63
<b>Total</b>		<b><u>122,002,264.16</u></b>	<b><u>126,616,745.76</u></b>
Significant Accounting Policies and Notes on Accounts	15		

The notes referred to above form an integral part of the accounts

As per our audit report of even date attached

for Singh Krishna & Associates  
Chartered Accountants  
Firm's Registration No. 008714C

  
(Krishna Kumar Singh)


Partner  
M. No. 077494

Place : New Delhi  
Date : 30/09/2020



for Creating Resources for Empowerment in Action

  
(Sunita Kujur)  
Senior Director

  
(Geetanjali Misra)  
Executive Director



# CREATING RESOURCES FOR EMPOWERMENT IN ACTION (CREA)


## Income and Expenditure Account for the Year Ended March 31, 2020

	Notes	Current Year	Amount in ₹ Previous Year
<b>Income</b>			
Restricted Grants	2	95,849,867.63	92,334,996.05
Unrestricted Grant and Other Project Receipts		120,991.00	779,846.37
Interest Income	9	5,668,682.64	5,021,767.00
Other Income	10	866.70	1,215.30
Appropriation from the Deferred Revenue Fund	3	1,212,055.00	388,143.20
<b>Total</b>		<b>102,852,462.97</b>	<b>98,525,967.92</b>
<b>Expenditure</b>			
Program Expenditures - Personnel	11	26,682,376.00	29,423,687.00
Program Expenditures - Others	12	47,191,740.94	43,268,358.10
Administrative Expenditures - Personnel	13	12,566,538.00	11,648,648.00
Administrative Expenditures - Others	14	10,019,437.28	8,668,750.62
Depreciation	6	735,503.00	586,736.75
<b>Total</b>		<b>97,195,595.22</b>	<b>93,596,180.47</b>
Surplus carried forward to the General Fund		5,656,867.75	4,929,787.45
Accounting Policies and Notes on Accounts	15		

The notes referred to above form an integral part of the accounts

As per our audit report of even date attached

for Singh Krishna & Associates  
Chartered Accountants  
Firm's Registration No. 008714C

  
(Krishna Kumar Singh)

Partner  
M. No. 077494

Place : New Delhi  
Date : 30/09/2020



for Creating Resources for Empowerment in Action

  
(Sunita Kujur)  
Senior Director

  
(Geetanjali Misra)  
Executive Director



# CREATING RESOURCES FOR EMPOWERMENT IN ACTION (CREA)

Notes forming part of the Balance Sheet as at March 31, 2020

	Current Year	Amount in ₹ Previous Year
<b>Notes - 1</b>		
<b>General Fund</b>		
Opening Balance	90,258,305.50	85,328,518.05
Add: Surplus brought forward from the Income and Expenditure Account	5,656,867.75	4,929,787.45
<b>Total</b>	<b>95,915,173.25</b>	<b>90,258,305.50</b>
<b>Notes - 3</b>		
<b>Deferred Revenue Fund</b>		
Deferred Revenue Fund - Property, Plant and Equipment		
Opening Balance	1,271,530.80	725,496.00
Add: Assets acquired out of Project Funds	1,309,543.00	934,178.00
Less: Amount equivalent to depreciation charged on such assets transferred to the Income and Expenditure A/c	662,742.00	349,540.15
Less: Written down value of such assets disposed off	-	38,603.05
	<b>1,918,331.80</b>	<b>1,271,530.80</b>
Deferred Revenue Fund - Prepaid Expenditure		
Opening Balance	549,313.00	-
Add: Prepaid expenditure incurred during the year	11,782.00	549,313.00
Less: Amount transferred to Income & Expenditure Account	549,313.00	-
	<b>11,782.00</b>	<b>549,313.00</b>
<b>Total</b>	<b>1,930,113.80</b>	<b>1,820,843.80</b>
<b>Notes - 4</b>		
<b>Current Liabilities</b>		
Sundry Creditors for Expenses	2,445,569.11	3,863,409.13
TDS Payable	1,246,099.00	1,207,205.00
EPF Payable	106,194.00	112,660.00
<b>Total</b>	<b>3,797,862.11</b>	<b>5,183,274.13</b>
<b>Notes - 5</b>		
<b>Provisions</b>		
Provisions for Gratuity	7,395,681.00	6,982,928.00
<b>Total</b>	<b>7,395,681.00</b>	<b>6,982,928.00</b>
<b>Notes - 7</b>		
<b>Cash and Bank Balances</b>		
Cash in Hand	90,941.00	103,026.50
Foreign Currency in Hand	11,265.00	10,398.30
Balance with ICICI Bank	2,180,646.71	-
Balance with Standard Chartered Bank	26,332,809.48	38,242,264.18
Fixed Deposits (Including Accrued Interest Thereon)	56,616,473.46	53,116,756.46
<b>Total</b>	<b>85,232,135.65</b>	<b>91,472,445.44</b>
<b>Notes - 8</b>		
<b>Loans, Advances and Other Assets</b>		
(recoverable in cash or in kind or for value to be received)		
Security Deposits	164,591.00	60,591.00
Prepaid Expenses	89,257.00	580,142.00
Income Tax Recoverable	1,621,404.61	2,348,286.07
Advances	5,241,826.42	1,933,460.42
<b>Total</b>	<b>7,117,079.03</b>	<b>4,922,479.49</b>



6

**CREATING RESOURCES FOR EMPOWERMENT IN ACTION (CREA)**

Notes forming part of the Balance Sheet as at March 31, 2020

Note - 2

**Restricted Grants**

Amount in ₹

Particulars	Opening Balance as at April 1, 2019		Received during the year	Total	Avalied/ Utilised and Credited to the Income and Expenditure Account	Utilised for Assets and Credited to the Deferred Revenue Fund	Utilised for Prepaid Expenses and Credited to the Deferred Revenue Fund	Total	Closing Balance as at March 31, 2020	
	Unutilised Grants	Grants Receivable							Unutilised Grants	Grants Receivable
EMpower - The Emerging Markets Foundation Ltd.	2,014,861.73	-	2,870,280.00	4,885,141.73	3,472,057.02	-	-	3,472,057.02	1,413,084.71	-
Comic Relief	-	438,117.33	-	(438,117.33)	-	-	-	-	-	438,117.33
Comic Relief - 2	-	-	2,175,365.00	2,175,365.00	808,632.57	-	-	808,632.57	1,366,732.43	-
American Jewish World Service (AJWS)	-	59,106.00	2,024,075.00	1,964,969.00	1,738,508.00	-	-	1,738,508.00	226,461.00	-
American Jewish World Service (AJWS) - Interest on Grant	2,666.00	-	5,756.00	8,422.00	6,615.00	-	-	6,615.00	1,807.00	-
Oak Foundation	9,156,731.53	-	-	9,156,731.53	9,595,947.18	-	-	9,595,947.18	-	439,215.65
International Women's Health Coalition	1,351,922.98	-	8,789,558.50	10,141,481.48	2,970,894.71	59,826.00	-	3,030,720.71	7,110,760.77	-
CREA New York (FLOW)	-	2,840,983.40	10,796,479.87	7,955,496.47	10,427,677.51	-	-	10,427,677.51	-	2,472,181.04
CREA New York (Mama Cash - CMI)	-	7,199,405.03	17,742,410.61	10,543,005.58	14,563,169.02	50,684.00	-	14,613,853.02	-	4,070,847.44
CREA New York (Core Support)	-	10,261,325.99	19,093,898.30	8,832,572.31	13,178,367.29	376,224.00	11,782.00	13,566,373.29	-	4,733,800.98
CREA New York (Ford Foundation)	-	4,765,606.62	6,379,217.68	1,613,611.06	9,132,439.21	803,634.00	-	9,936,073.21	-	8,322,462.15
CREA New York (Global Fund For Women)	-	3,231,037.26	7,412,532.69	4,181,495.43	4,620,724.21	-	-	4,620,724.21	-	439,228.78
Medicus Mundi Gipuzkoa	1,226,308.00	-	-	1,226,308.00	1,226,308.00	-	-	1,226,308.00	-	-
Medicus Mundi Gipuzkoa - Interest on Grant	269,171.00	-	-	269,171.00	269,171.00	-	-	269,171.00	-	-
Medicus Mundi Gipuzkoa - 2	8,319,646.09	-	-	8,319,646.09	15,056,563.00	-	-	15,056,563.00	-	6,736,916.91
Medicus Mundi Gipuzkoa - 2 Interest on Grant	30,087.00	-	145,070.00	175,157.00	-	-	-	-	175,157.00	-
Azim Premji Philanthropic Initiatives	-	-	11,471,400.00	11,471,400.00	8,782,793.91	19,175.00	-	8,801,968.91	2,669,431.09	-
<b>Total</b>	<b>22,371,394.33</b>	<b>28,795,581.63</b>	<b>88,906,043.65</b>	<b>82,481,856.35</b>	<b>95,849,867.63</b>	<b>1,309,543.00</b>	<b>11,782.00</b>	<b>97,171,192.63</b>	<b>12,963,434.00</b>	<b>27,652,770.28</b>






**CREATING RESOURCES FOR EMPOWERMENT IN ACTION (CREA)**

Notes forming part of the Balance Sheet as at March 31, 2020

Notes - 6

**Property, Plant and Equipment**

Amount in ₹

Particulars	Gross Block				Depreciation			Net Block		
	As at 1-Apr-19	Additions during the year	Deductions during the year	As at 31-Mar-20	As at 1-Apr-19	For the year	Depreciation written back	As at 31-Mar-20	As at 31-Mar-20	As at 31-Mar-19
<b>Assets Acquired out of Project Funds (FCRA)</b>										
Computers and Printers	1,498,972.00	61,823.00	-	1,560,795.00	944,645.50	360,455.00	-	1,305,100.50	255,694.50	554,326.50
Office Equipment	1,195,004.00	165,664.00	-	1,360,668.00	810,033.80	215,452.00	-	1,025,485.80	335,182.20	384,970.20
Furniture & Fixtures	1,414,214.00	24,426.00	-	1,438,640.00	1,184,220.90	60,619.00	-	1,244,839.90	193,800.10	229,993.10
Leasehold Improvement -Work in Progress	-	1,038,455.00	-	1,038,455.00	-	-	-	-	1,038,455.00	-
<b>Total</b>	<b>4,108,190.00</b>	<b>1,290,368.00</b>	<b>-</b>	<b>5,398,558.00</b>	<b>2,938,900.20</b>	<b>636,526.00</b>	<b>-</b>	<b>3,575,426.20</b>	<b>1,823,131.80</b>	<b>1,169,289.80</b>
<b>Assets Acquired out of General Fund (FCRA)</b>										
Computers and Printers	510,095.00	-	-	510,095.00	413,558.00	60,355.00	-	473,913.00	36,182.00	96,537.00
Office Equipment*	602,172.00	-	-	602,172.00	553,154.60	10,029.00	-	563,183.60	38,988.40	49,017.40
Furniture & Fixtures	14,363.00	-	-	14,363.00	5,209.00	2,377.00	-	7,586.00	6,777.00	9,154.00
<b>Total</b>	<b>1,126,630.00</b>	<b>-</b>	<b>-</b>	<b>1,126,630.00</b>	<b>971,921.60</b>	<b>72,761.00</b>	<b>-</b>	<b>1,044,682.60</b>	<b>81,947.40</b>	<b>154,708.40</b>
<b>Assets Acquired out of Project Funds (NON-FCRA)</b>										
Computers and Printers	267,876.00	19,175.00	-	287,051.00	253,943.00	1,929.00	-	255,872.00	31,179.00	13,933.00
Furniture & Fixtures	192,175.00	-	-	192,175.00	103,867.00	24,287.00	-	128,154.00	64,021.00	88,308.00
<b>Total</b>	<b>460,051.00</b>	<b>19,175.00</b>	<b>-</b>	<b>479,226.00</b>	<b>357,810.00</b>	<b>26,216.00</b>	<b>-</b>	<b>384,026.00</b>	<b>95,200.00</b>	<b>102,241.00</b>
<b>Grand Total</b>	<b>5,694,871.00</b>	<b>1,309,543.00</b>	<b>-</b>	<b>7,004,414.00</b>	<b>4,268,631.80</b>	<b>735,503.00</b>	<b>-</b>	<b>5,004,134.80</b>	<b>2,000,279.20</b>	<b>1,426,239.20</b>
<b>Previous Year</b>	<b>6,633,762.00</b>	<b>934,178.00</b>	<b>1,917,419.00</b>	<b>5,650,521.00</b>	<b>5,513,030.00</b>	<b>586,736.75</b>	<b>1,875,484.95</b>	<b>4,224,281.80</b>	<b>1,426,239.20</b>	

\* From the financial year 2017-18 structure of Assets Schedule was changed to present gross block and accumulated depreciation in addition to written down value. Due to inadvertent clerical oversight an amount of Rs. 44,350 could not be included in opening gross block amount and opening accumulated depreciation amount. This has been corrected now. However, this has no effect on written down value of Office Equipment for any of the related financial years.



*[Handwritten Signature]*

*[Handwritten Signature]*



# CREATING RESOURCES FOR EMPOWERMENT IN ACTION (CREA)

Notes forming part of the Income and Expenditure Account for the year ended March 31, 2020

	Current Year	Amount in ₹ Previous Year
<b>Notes - 9</b>		
<b>Interest Income</b>		
Interest on Fixed Deposits	4,393,744.00	3,791,830.00
Interest on Savings Bank Accounts	1,139,995.00	1,229,937.00
Interest on TDS Refund	134,943.64	-
<b>Total</b>	<b><u>5,668,682.64</u></b>	<b><u>5,021,767.00</u></b>
<b>Notes - 10</b>		
<b>Other Income</b>		
Foreign Exchange Gain	866.70	715.30
Payable Written Off	-	500.00
<b>Total</b>	<b><u>866.70</u></b>	<b><u>1,215.30</u></b>
<b>Notes - 11</b>		
<b>Program Expenditures - Personnel</b>		
Salaries and Allowances	23,537,179.00	24,535,981.00
Gratuity	781,497.00	1,378,856.00
Other Staff Benefits	2,363,700.00	3,508,850.00
<b>Total</b>	<b><u>26,682,376.00</u></b>	<b><u>29,423,687.00</u></b>
<b>Notes - 12</b>		
<b>Program Expenditures - Others</b>		
Consultancy and Technical Services	11,377,587.00	10,849,324.00
Books and Periodicals	4,488.00	6,099.00
Workshop/ Seminar/ Meetings	13,056,315.00	14,314,654.25
Travelling Expenses	5,080,561.00	5,551,825.85
Local Conveyance	260,408.24	662,842.00
Sub-grants to partner NGOs	17,380,601.70	11,850,544.00
Website Development and Maintenance	31,780.00	33,069.00
<b>Total</b>	<b><u>47,191,740.94</u></b>	<b><u>43,268,358.10</u></b>
<b>Notes - 13</b>		
<b>Administrative Expenditures - Personnel</b>		
Salaries and Allowances	10,720,515.00	9,890,777.00
Gratuity	696,601.00	716,567.00
Other Staff Benefits	1,149,422.00	1,041,304.00
<b>Total</b>	<b><u>12,566,538.00</u></b>	<b><u>11,648,648.00</u></b>
<b>Notes - 14</b>		
<b>Administrative Expenditures - Others</b>		
Audit Fees	159,206.00	142,452.00
Consultancy and Managerial Services	4,189,020.00	3,610,800.00
Electricity and Water	454,685.19	375,624.00
Telephone, Fax and Internet Charges	796,093.17	763,772.59
Postage & Courier	219,669.00	157,966.00
Repairs and Maintenance - Office	600,976.00	230,931.00
Repairs and Maintenance - Computer	170,598.00	155,885.00
Repairs and Maintenance - Equipment	56,676.00	64,128.00
Printing and Stationery Charges	247,007.00	259,793.00
Bank Charges	70,804.06	54,880.98
Membership and Registration Fee	39,055.00	52,298.00
Office Rent	1,966,200.00	1,771,800.00
Local Conveyance	149,006.00	91,375.00
Office Expenses	525,864.83	543,250.00
Interest on TDS	16,527.00	15,414.00
Interest on EPF	51,157.00	-
Office Insurance	20,648.00	21,086.00
Professional Charges	221,378.00	264,811.00
Advance/ Recoverable Written-off	64,867.03	56,550.00
Loss on Disposal of Assets	-	35,934.05
<b>Total</b>	<b><u>10,019,437.28</u></b>	<b><u>8,668,750.62</u></b>



9

# CREATING RESOURCES FOR EMPOWERMENT IN ACTION (CREA)

NOTES FORMING PART OF THE ACCOUNTS FOR THE YEAR ENDED MARCH 31, 2020

## Note - 15

### Accounting Policies and Notes on Accounts

#### A. Accounting Policies

1. Financial statements have been prepared on the basis of historical costs convention and in accordance with the applicable accounting standards and accounting practices in India.
2. The Society follows accrual basis of accounting, unless otherwise stated herein. Audit fee is accounted for on cash basis.
3. The preparation of the financial statements requires estimates and assumptions that affect the reported amount of assets, liabilities, revenue and expenses during the reporting period. Although such estimates and assumptions are made on a reasonable and prudent basis taking into account all available information, actual results could differ from these estimates and assumptions and such differences are recognised in the period in which the results are crystallised.
4. Grants received for specific purposes are initially treated as liabilities and adjusted for capital and revenue expenses as per utilisation during the year. Generally, grants to the extent utilised for revenue expenses are treated as income of the year. After fulfillment of obligations attached with a particular grant, any unutilised amount of the grant is refunded to the donor or transferred to the Income and Expenditure Account.
5. Expenses incurred on purchases of capital assets out of grant funds are capitalised and grants to that extent are treated as deferred revenue. Amount equivalent to depreciation charged on such assets is transferred to the Income and Expenditure account from the Deferred Revenue Fund.
6. Property, Plant and Equipment are carried on at cost less depreciation. The cost of Property, Plant and Equipment includes other incidental expenses incurred for acquisition of the assets.
7. Depreciation on Property, Plant and Equipment is provided on written down value based on management's estimate of useful life of the assets after considering the residual value of five percent. The estimated useful life of the assets are as under:

Asset description	Useful life
Computers and Printers	3 years
Furniture and Fixtures	10 years
Office Equipment	5 years

8. Management periodically assesses whether there is an indication that an asset may be impaired. In case of such an indication, the management estimates the recoverable amount of the asset. If the recoverable amount of an asset is less than its carrying amount, the carrying amount of the asset is reduced to its recoverable amount and the difference is recognised as impairment loss.
9. Surplus funds are kept in fixed deposits and savings bank accounts with the scheduled banks and accordingly are shown at cost.
10. Leases where the lessor effectively retains substantially all the risks and benefits of ownership of the leased assets are classified as operating leases. Operating lease payments are recognised as an expense in the Income and Expenditure Account.



*[Handwritten signature]*

11. Liability for gratuity is calculated on the assumption that gratuity is payable to all employees at the end of the accounting year. Such amount of gratuity is charged to revenue. This is in accordance with the Accounting Standard (AS) 15 Employee Benefits issued by the Institute of Chartered Accountants of India as the average number of persons employed during the year is less than fifty.

Short term employee benefits are recognised as an expense in the Income and Expenditure Account of the year in which the related service is rendered.

12. Foreign currency transactions are recorded at the exchange rate prevailing on the date of the transaction. Differences arising out of foreign currency transactions settled during the year are recognised in the Income and Expenditure Account.

Monetary items outstanding at the balance sheet date and denominated in foreign currencies are recorded at the exchange rate prevailing at the end of the year. Differences arising therefrom are recognised in the Income and Expenditure Account.

13. Provisions are recognised when the Society has a present obligation as a result of past events for which it is probable that an outflow of resources will be required to settle the obligation and a reliable estimate can be made. Provision required settling the obligation are reviewed regularly and are adjusted where necessary to reflect the current best estimate of the obligation.
14. A disclosure for a contingent liability is made when there is a possible obligation or a present obligation that may but probably will not require an outflow of resources. Disclosure is also made in respect of a present obligation that probably requires an outflow of resources, where it is not possible to make a reliable estimate of the related outflow.



*[Handwritten signature]*

*[Handwritten signature]*

## B. Notes on Accounts

1. Contingent Liability – Nil
2. Capital Commitment – ₹ 35 Lakh
3. The Society is registered with the Income-Tax Department under Section 12A of the Income-Tax Act, 1961 vide a certificate No. DIT (E)/ 2001-02/ C-625/ 2001/447 dated October 05, 2001. In the opinion of the management of the Society, all activities undertaken by the Society during the year are within the purview of the said section. Hence, no provision for the current income-tax and deferred tax has been made in these financial statements.
4. Dues to micro, small and medium enterprises as defined under the Micro, Small and Medium Enterprises Development Act, 2006 (MSMED Act) to the extent identified and information available with the Society pursuant to section 22 of the MSMED Act, 2006:


Particulars	Current Year	Previous Year
Principal amount remaining unpaid to suppliers registered under the MSMED Act as at year end	₹ 38,940	₹ 8,489
Interest due to suppliers registered under the MSMED Act and remaining unpaid as at year end	-	-
Interest paid by the Society in terms of Section 16 of MSMED Act along with the amount of the payment made to the supplier and service providers beyond the appointed day during the year	-	-
Interest due and payable for the period of delay in making payment (which has been paid but beyond the appointed day during the year) but without adding the interest specified under MSMED Act	-	-
Interest accrued and remaining unpaid as at year end	-	-
Further interest remaining due and payable even in the succeeding years, until such date when the interest dues as above are actually paid to the small enterprise for the purpose of disallowance as a deductible expenditure under section 23 of the MSMED Act	-	-

5. In the opinion of the Management of the Society, current assets, loans and advances have a value on realisation in the ordinary course of the business at least equal to the amount at which they are stated in the balance sheet and provision for all known liabilities have been made in the financial statement.
6. All the fixed deposits as at March 31, 2020 are for more than one year period but less than two years period.
7. The Society leases certain office premises under cancellable operating lease arrangements. The rent expense under these agreements for the year is ₹ 1,966,200 (Previous Year ₹ 1,771,800).
8. The previous year's figures have been reworked, regrouped, rearranged and reclassified wherever necessary to make them comparable with the current year's figures.

Signatories to Note 1 to 15

As per our report of even date attached

for Singh Krishna & Associates  
Chartered Accountants  
Firm's Registration No. 008714C

  
(Krishna Kumar Singh)  
Partner  
M. No. 077494

Place : New Delhi  
Date : 30/09/2020



for Creating Resources for Empowerment in Action

  
(Sunita Kujur)  
Senior Director

  
(Geetanjali Misra)  
Executive Director

