

SINGH KRISHNA & ASSOCIATES

Chartered Accountants

8, Second Floor, Krishna Market, Kalkaji, New Delhi - 110 019
Tele./ Fax: 40590344, e-mail: skacamail@gmail.com

INDEPENDENT AUDITOR'S REPORT

To the Members of the General Body of
Creating Resources for Empowerment in Action

Report on the Audit of the Financial Statements

Opinion

We have audited the financial statements of Creating Resources for Empowerment in Action (CREA), a society registered under the Societies Registration Act, 1860 (the entity), which comprise the balance sheet as at March 31, 2019, and the income and expenditure account for the year then ended, and notes to the financial statements, including a summary of significant accounting policies.

In our opinion, the accompanying financial statements give a true and fair view of the financial position of the entity as at March 31, 2019, and of its financial performance for the year then ended in accordance with the Accounting Standards issued by the Institute of Chartered Accountants of India (ICAI).

Basis for Opinion

We conducted our audit in accordance with the Standards on Auditing (SAs) issued by ICAI. Our responsibilities under those standards are further described in the Auditor's Responsibilities for the Audit of the Financial Statements section of our report. We are independent of the entity in accordance with the Code of Ethics issued by ICAI and we have fulfilled our other ethical responsibilities in accordance with the Code of Ethics. We believe that the audit evidence we have obtained is sufficient and appropriate to provide a basis for our opinion.

Responsibilities of Management and Those Charged with Governance for the Financial Statements

Management is responsible for the preparation of these financial statements that give a true and fair view of the financial position, and financial performance of the entity in accordance with the accounting principles generally accepted in India. This responsibility includes the design, implementation and maintenance of internal control relevant to the preparation and presentation of the financial statements that give a true and fair view and are free from material misstatement, whether due to fraud or error.

In preparing the financial statements, management is responsible for assessing the entity's ability to continue as a going concern, disclosing, as applicable, matters related to going concern and using the going concern basis of accounting unless management either intends to liquidate the entity or to cease operations, or has no realistic alternative but to do so.

Those charged with governance are responsible for overseeing the entity's financial reporting process.



Auditor's Responsibilities for the Audit of the Financial Statements

Our objectives are to obtain reasonable assurance about whether the financial statements as a whole are free from material misstatement, whether due to fraud or error, and to issue an auditor's report that includes our opinion. Reasonable assurance is a high level of assurance, but is not a guarantee that an audit conducted in accordance with SAs will always detect a material misstatement when it exists. Misstatements can arise from fraud or error and are considered material if, individually or in the aggregate, they could reasonably be expected to influence the economic decisions of users taken on the basis of these financial statements.

As part of an audit in accordance with SAs, we exercise professional judgment and maintain professional skepticism throughout the audit. We also:

- Identify and assess the risks of material misstatement of the financial statements, whether due to fraud or error, design and perform audit procedures responsive to those risks, and obtain audit evidence that is sufficient and appropriate to provide a basis for our opinion. The risk of not detecting a material misstatement resulting from fraud is higher than for one resulting from error, as fraud may involve collusion, forgery, intentional omissions, misrepresentations, or the override of internal control.
- Obtain an understanding of internal control relevant to the audit in order to design audit procedures that are appropriate in the circumstances.
- Evaluate the appropriateness of accounting policies used and the reasonableness of accounting estimates and related disclosures made by management.
- Conclude on the appropriateness of management's use of the going concern basis of accounting and, based on the audit evidence obtained, whether a material uncertainty exists related to events or conditions that may cast significant doubt on the entity's ability to continue as a going concern. If we conclude that a material uncertainty exists, we are required to draw attention in our auditor's report to the related disclosures in the financial statements or, if such disclosures are inadequate, to modify our opinion. Our conclusions are based on the audit evidence obtained up to the date of our auditor's report. However, future events or conditions may cause the entity to cease to continue as a going concern.
- Evaluate the overall presentation, structure and content of the financial statements, including the disclosures, and whether the financial statements represent the underlying transactions and events in a manner that achieves fair presentation.

We communicate with those charged with governance regarding, among other matters, the planned scope and timing of the audit and significant audit findings, including any significant deficiencies in internal control that we identify during our audit.

We also provide those charged with governance with a statement that we have complied with relevant ethical requirements regarding independence, and to communicate with them all relationships and other matters that may reasonably be thought to bear on our independence, and where applicable, related safeguards.




Report on Other Requirements

We report that:

- (i) we have sought and obtained all the information and explanations, which to the best of our knowledge and belief were necessary for the purposes of our audit;
- (ii) in our opinion, proper books of account as required by law have been kept by the entity so far as appears from our examination of the books;
- (iii) the Balance Sheet and the Income and Expenditure Account dealt with by this report are in agreement with the books of account; and
- (iv) in our opinion, the Balance Sheet and the Income and Expenditure Account dealt with by this report comply with the applicable accounting standards issued by the ICAI.

for Singh Krishna & Associates
Chartered Accountants
Firm's Registration No. 008714C


(Krishna Kumar Singh)
Partner
M. No. 077494



UDIN : 19077494AAAAAQ9627

Place : New Delhi

Date : 24/09/2019

CREATING RESOURCES FOR EMPOWERMENT IN ACTION (CREA)

Balance Sheet as at March 31, 2019

		Amount in ₹	
	Notes	Current Year	Previous Year
Liabilities			
General Fund	1	90,258,305.50	85,328,518.05
Restricted Grants	2	22,371,394.33	21,871,588.11
Deferred Revenue Fund	3	1,820,843.80	725,496.00
Current Liabilities & Provisions			
Current Liabilities	4	5,183,274.13	8,657,389.46
Provisions	5	6,982,928.00	5,207,148.00
Total		126,616,745.76	121,790,139.62
Assets			
Fixed Assets	6		
Gross Block		5,650,521.00	6,633,762.00
Less: Accumulated Depreciation		4,224,281.80	5,513,030.00
Net Block		1,426,239.20	1,120,732.00
Current Assets, Loans, Advances, etc.			
Cash and Bank Balances	7	91,472,445.44	105,773,721.93
Loans, Advances and Other Assets	8	4,922,479.49	3,796,350.06
Grants Receivable	2	28,795,581.63	11,099,335.63
Total		126,616,745.76	121,790,139.62
Significant Accounting Policies and Notes on Accounts	15		

The notes referred to above form an integral part of the accounts

As per our audit report of even date attached

for Singh Krishna & Associates
Chartered Accountants
Firm's Registration No. 008714C

for Creating Resources for Empowerment in Action

(Sunita Kujur)
Senior Director

(Geetanjali Misra)
Executive Director

(Krishna Kumar Singh)

Partner
M. No. 077494

UDIN : 19077494AAAAAQ9627

Place : New Delhi

Date : 24/09/2019



CREATING RESOURCES FOR EMPOWERMENT IN ACTION (CREA)

Income and Expenditure Account for the Year Ended March 31, 2019

		Amount in ₹	
	Notes	Current Year	Previous Year
Income			
Restricted Grants	2	92,334,996.05	83,983,055.81
Unrestricted Grant and Other Project Receipts		779,846.37	1,041,815.58
Interest Income	9	5,021,767.00	5,300,799.44
Other Income	10	1,215.30	2,500.00
Appropriation from the Deferred Revenue Fund	3	388,143.20	989,281.00
Total		98,525,967.92	91,317,451.83
Expenditure			
Program Expenditures - Personnel	11	29,423,687.00	24,418,429.00
Program Expenditures - Others	12	46,913,756.10	47,266,337.39
Administrative Expenditures - Personnel	13	11,648,648.00	8,248,059.00
Administrative Expenditures - Others	14	5,023,352.62	5,724,308.33
Depreciation	6	586,736.75	1,439,240.00
Total		93,596,180.47	87,096,373.72
Surplus carried forward to the General Fund		4,929,787.45	4,221,078.11


Accounting Policies and Notes on Accounts

15

The notes referred to above form an integral part of the accounts

As per our audit report of even date attached

for Singh Krishna & Associates
Chartered Accountants
Firm's Registration No. 008714C


(Krishna Kumar Singh)

Partner

M. No. 077494


UDIN: 19077494AAAAA@9627


Place: New Delhi

Date: 24/09/2019



for Creating Resources for Empowerment in Action


(Sunita Kujur)
Senior Director


(Geetanjali Misra)
Executive Director

CREATING RESOURCES FOR EMPOWERMENT IN ACTION (CREA)

Notes forming part of the Balance Sheet as at March 31, 2019

	Current Year	Amount in ₹ Previous Year
Note - 1		
General Fund		
Opening Balance	85,328,518.05	81,107,439.94
Add: Surplus brought forward from the Income and Expenditure Account	4,929,787.45	4,221,078.11
Total	<u>90,258,305.50</u>	<u>85,328,518.05</u>
Note - 3		
Deferred Revenue Fund		
Deferred Revenue Fund - Fixed Assets		
Opening Balance	725,496.00	1,672,485.00
Add: Fixed Assets acquired out of Project Funds	934,178.00	42,292.00
Less: Amount equivalent to depreciation charged on such assets transferred to the Income and Expenditure A/c	349,540.15	989,281.00
Less: Written down value of such assets disposed off	38,603.05	-
	<u>1,271,530.80</u>	<u>725,496.00</u>
Deferred Revenue Fund - Prepaid Expenditure		
Opening Balance	-	-
Add: Prepaid expenditure incurred during the year	549,313.00	-
Less: Amount transferred to Income & Expenditure Account	-	-
	<u>549,313.00</u>	<u>-</u>
Total	<u>1,820,843.80</u>	<u>725,496.00</u>
Note - 4		
Current Liabilities		
Sundry Creditors for Expenses	3,863,409.13	7,646,090.46
TDS Payable	1,207,205.00	1,006,799.00
EPF Payable	112,660.00	4,500.00
Total	<u>5,183,274.13</u>	<u>8,657,389.46</u>
Note - 5		
Provisions		
Provisions for Gratuity	6,982,928.00	5,207,148.00
Total	<u>6,982,928.00</u>	<u>5,207,148.00</u>
Note - 7		
Cash and Bank Balances		
Cash in Hand	103,026.50	47,048.50
Foreign Currency in Hand	10,398.30	9,683.00
Standard Chartered Bank (A/c No. - 52011027521)	3,792,162.98	3,863,032.37
ICICI Bank (A/c No. - 006501100964)	-	6,024,408.46
Standard Chartered Bank (A/c No. - 52011027505)	23,867,490.33	41,443,528.21
Standard Chartered Bank (A/c No. - 52011124241)	2,232,877.78	5,074,841.39
Standard Chartered Bank (A/c No. - 52011227717)	8,349,733.09	-
Fixed Deposits (Including Accrued Interest Thereon)	53,116,756.46	49,311,180.00
Total	<u>91,472,445.44</u>	<u>105,773,721.93</u>



CREATING RESOURCES FOR EMPOWERMENT IN ACTION (CREA)

Notes forming part of the Balance Sheet as at March 31, 2019

	Amount in ₹	
	Current Year	Previous Year
Note - 8		
Loans, Advances and Other Assets (recoverable in cash or in kind or for value to be received)		
Security Deposits	60,591.00	68,091.00
Prepaid Expenses	580,142.00	33,171.00
Income Tax Recoverable	2,348,286.07	1,969,102.57
Advances	1,933,460.42	1,725,985.49
Total	4,922,479.49	3,796,350.06



Smita Singh

G. Anand

CREATING RESOURCES FOR EMPOWERMENT IN ACTION (CREA)



Notes forming part of the Balance Sheet as at March 31, 2019

Note - 2

Restricted Grants

Amount in ₹

Particulars	Opening Balance as at April 1, 2018		Received during the year	Total	Availed/ Utilised and Credited to the Income and Expenditure Account	Utilised for Assets and Credited to the Deferred Revenue Fund	Utilised for Prepaid Expenses and Credited to the Deferred	Total	Closing Balance as at March 31, 2019	
	Unutilised Grants	Grants Receivable							Unutilised Grants	Grants Receivable
Reproductive Health Matter (RHM)	61,676.40	-	-	61,676.40	61,676.40	-	-	61,676.40	-	-
EMpower - The Emerging Markets Foundation Ltd.	2,008,538.00	-	1,837,250.00	3,845,788.00	1,830,926.27	-	-	1,830,926.27	2,014,861.73	-
Comic Relief	-	438,117.33	-	(438,117.33)	-	-	-	-	-	438,117.33
American Jewish World Service (AJWS)	-	415,643.00	2,881,275.00	2,465,632.00	2,143,936.00	-	380,802.00	2,524,738.00	-	59,106.00
American Jewish World Service (AJWS) - Interest on Grant	58,671.00	-	8,218.00	66,889.00	64,223.00	-	-	64,223.00	2,666.00	-
Oak Foundation	10,683,922.32	-	10,389,249.00	21,073,171.32	11,915,123.79	-	1,316.00	11,916,439.79	9,156,731.53	-
International Women's Health Coalition	-	-	6,956,250.00	6,956,250.00	5,094,280.02	510,047.00	-	5,604,327.02	1,351,922.98	-
CREA New York (FLOW)	-	1,493,363.00	10,505,157.21	9,011,794.21	11,852,777.61	-	-	11,852,777.61	-	2,840,983.40
CREA New York (Mama Cash - CMI)	-	2,931,408.60	14,012,351.51	11,080,942.91	18,261,448.94	18,899.00	-	18,280,347.94	-	7,199,405.03
CREA New York (SIDA)	-	2,831,857.82	3,057,440.63	225,582.81	10,258,702.80	179,262.00	48,944.00	10,486,908.80	-	10,261,325.99
CREA New York (Ford Foundation)	-	2,442,729.88	2,637,315.17	194,585.29	4,960,191.91	-	-	4,960,191.91	-	4,765,606.62
CREA New York (Global Fund For Women)	-	546,216.00	580,430.48	34,214.48	3,039,281.74	225,970.00	-	3,265,251.74	-	3,231,037.26
Medicus Mundi Gipuzkoa	4,374,627.39	-	13,449,526.28	17,824,153.67	16,479,594.67	-	118,251.00	16,597,845.67	1,226,308.00	-
Medicus Mundi Gipuzkoa - Interest on Grant	112,862.00	-	156,309.00	269,171.00	-	-	-	-	269,171.00	-
Medicus Mundi Gipuzkoa - 2	-	-	8,323,855.14	8,323,855.14	4,209.05	-	-	4,209.05	8,319,646.09	-
Medicus Mundi Gipuzkoa - 2 Interest on Grant	-	-	30,087.00	30,087.00	-	-	-	-	30,087.00	-
The Children's Investment Fund Foundation (CIFF)	-	-	1,797,332.85	1,797,332.85	1,797,332.85	-	-	1,797,332.85	-	-
Azim Premji Philanthropic Initiatives	4,571,291.00	-	-	4,571,291.00	4,571,291.00	-	-	4,571,291.00	-	-
Total	21,871,588.11	11,099,335.63	76,622,047.27	87,394,299.75	92,334,996.05	934,178.00	549,313.00	93,818,487.05	22,371,394.33	28,795,581.63



CREATING RESOURCES FOR EMPOWERMENT IN ACTION (CREA)

Notes forming part of the Balance Sheet as at March 31, 2019

Note - 6

Fixed Assets

Fixed Assets	Gross Block				Depreciation			Net Block	
	As at 01-Apr-18	Additions during the year	Deductions during the year	As at 31-Mar-19	As at 01-Apr-18	For the year	Depreciation written back	As at 31-Mar-19	As at 31-Mar-18
Fixed Assets Acquired out of Project Funds (FCRA)									
Computers and Printers	2,447,854.00	571,150.00	1,520,032.00	1,498,972.00	2,325,746.00	119,161.55	1,500,262.05	944,645.50	122,108.00
Office Equipment	1,115,000.00	344,376.00	264,372.00	1,195,004.00	974,284.00	86,903.20	251,153.40	810,033.80	140,716.00
Furniture & Fixtures	1,461,961.00	18,652.00	66,399.00	1,414,214.00	1,152,780.00	92,225.40	60,784.50	1,184,220.90	309,181.00
Total	5,024,815.00	934,178.00	1,850,803.00	4,108,190.00	4,452,810.00	298,290.15	1,812,199.95	2,938,900.20	572,005.00
Fixed Assets Acquired out of General Fund (FCRA)									
Computers and Printers	510,095.00	-	-	510,095.00	246,373.00	167,185.00	-	413,558.00	263,722.00
Office Equipment	624,438.00	-	66,616.00	557,822.00	505,288.00	66,801.60	63,285.00	508,804.60	119,150.00
Furniture & Fixtures	14,363.00	-	-	14,363.00	1,999.00	3,210.00	-	5,209.00	12,364.00
Total	1,148,896.00	-	66,616.00	1,082,280.00	753,660.00	237,196.60	63,285.00	927,571.60	395,236.00
Fixed Assets Acquired out of Project Funds (NON-FCRA)									
Computers and Printers	267,876.00	-	-	267,876.00	236,202.00	17,741.00	-	253,943.00	31,674.00
Furniture & Fixtures	192,175.00	-	-	192,175.00	70,358.00	33,509.00	-	103,867.00	121,817.00
Total	460,051.00	-	-	460,051.00	306,560.00	51,250.00	-	357,810.00	153,491.00
Grand Total	6,633,762.00	934,178.00	1,917,419.00	5,650,521.00	5,513,030.00	586,736.75	1,875,484.95	4,224,281.80	1,120,732.00
Previous Year	6,195,679.00	438,083.00	-	6,633,762.00	4,073,790.00	1,439,240.00	-	5,513,030.00	1,120,732.00



[Handwritten Signature]

CREATING RESOURCES FOR EMPOWERMENT IN ACTION (CREA)

Notes forming part of the Income and Expenditure Account for the year ended March 31, 2019

	Amount in ₹	
	Current Year	Previous Year
Note - 9		
Interest Income		
Interest on Fixed Deposits	3,791,830.00	4,275,556.44
Interest on Savings Bank Accounts	1,229,937.00	1,025,243.00
Total	5,021,767.00	5,300,799.44
Note - 10		
Other Income		
Miscellaneous Income	-	2,500.00
Foreign Exchange Gain	715.30	-
Payable Written off	500.00	-
Total	1,215.30	2,500.00
Note - 11		
Program Expenditures - Personnel		
Salaries and Allowances	24,535,981.00	21,219,760.00
Gratuity	1,378,856.00	837,193.00
Other Staff Benefits	3,508,850.00	2,361,476.00
Total	29,423,687.00	24,418,429.00
Note - 12		
Program Expenditures - Others		
Technical and Professional Services	14,460,124.00	9,363,217.00
Books and Periodicals	6,099.00	5,347.00
Workshop/ Seminar/ Meetings	14,349,252.25	16,057,595.39
Travelling Expenses	5,551,825.85	6,052,340.00
Local Conveyance	662,842.00	510,026.00
Sub-grants to partner NGOs	11,850,544.00	14,440,953.00
Publication Costs	-	798,158.00
Website Development and Maintenance	33,069.00	38,701.00
Total	46,913,756.10	47,266,337.39
Note - 13		
Administrative Expenditures - Personnel		
Salaries and Allowances	9,890,777.00	7,429,166.00
Gratuity	716,567.00	376,985.00
Other Staff Benefits	1,041,304.00	441,908.00
Total	11,648,648.00	8,248,059.00






CREATING RESOURCES FOR EMPOWERMENT IN ACTION (CREA)

Notes forming part of the Income and Expenditure Account for the year ended March 31, 2019

	Amount in ₹	
	Current Year	Previous Year
Note - 14		
Administrative Expenditures - Others		
Audit Fees	142,452.00	149,494.00
Electricity and Water	375,624.00	318,115.45
Telephone, Fax and Internet Charges	763,772.59	834,612.08
Postage & Courier	157,966.00	191,045.00
Repairs and Maintenance - Office	230,931.00	378,741.00
Repairs and Maintenance - Computer	155,885.00	179,933.00
Repairs and Maintenance - Equipment	64,128.00	60,483.00
Printing and Stationery Charges	259,793.00	117,748.00
Bank Charges	54,880.98	34,854.18
Registration Fee	17,700.00	103,358.00
Office Rent	1,771,800.00	2,396,000.00
Local Conveyance	91,375.00	68,965.00
Office Expenses	543,250.00	409,499.38
Interest on TDS	15,414.00	463.00
Office Insurance	21,086.00	23,425.00
Professional Charges	264,811.00	263,312.00
Foreign Exchange Loss	-	191,773.24
Advance/ Recoverable Written off	56,550.00	2,487.00
Loss on Disposal of Assets	35,934.05	-
Total	5,023,352.62	5,724,308.33



[Handwritten signatures]

CREATING RESOURCES FOR EMPOWERMENT IN ACTION (CREA)

NOTES FORMING PART OF THE ACCOUNTS FOR THE YEAR ENDED MARCH 31, 2019

Note - 15

Accounting Policies and Notes on Accounts

A. Accounting Policies

1. Financial statements have been prepared on the basis of historical costs convention and in accordance with the applicable accounting standards and accounting practices in India.
2. The Society follows accrual basis of accounting, unless otherwise stated herein. Audit fee is accounted for on cash basis.
3. The preparation of the financial statements requires estimates and assumptions that affect the reported amount of assets, liabilities, revenue and expenses during the reporting period. Although such estimates and assumptions are made on a reasonable and prudent basis taking into account all available information, actual results could differ from these estimates and assumptions and such differences are recognised in the period in which the results are crystallised.
4. Grants received for specific purposes are initially treated as a liability and adjusted for capital or revenue expenses as per utilisation during the year. Generally, grants to the extent utilised for revenue expenses are treated as income of the year. After fulfillment of obligations attached with a particular grant, any unutilised amount of the grant is refunded to the donor or transferred to the Income and Expenditure Account.
5. Expenses incurred on purchases of capital assets out of grant funds are capitalised and grants to that extent are treated as deferred revenue. Amount equivalent to depreciation charged on such assets is transferred to the Income and Expenditure account from the Deferred Revenue Fund.
6. Fixed assets are carried on at cost less depreciation. The cost of fixed assets includes other incidental expenses incurred for acquisition of the assets.
7. Depreciation on tangible assets is provided on written down value based on management's estimate of useful life of the assets after considering the residual value of five percent. The estimated useful life of the assets are as under:

Asset description	Useful life
Computers and Printers	3 years
Furniture and Fixtures	10 years
Office Equipment	5 years

8. Management periodically assesses whether there is an indication that an asset may be impaired. In case of such an indication, the management estimates the recoverable amount of the asset. If the recoverable amount of an asset is less than its carrying amount, the carrying amount of the asset is reduced to its recoverable amount and the difference is recognised as impairment loss.
9. Surplus funds are kept in fixed deposits and savings bank accounts with the scheduled banks and accordingly are shown at cost.
10. Leases where the lessor effectively retains substantially all the risks and benefits of ownership of the leased assets are classified as operating leases. Operating lease payments are recognised as an expense in the Income and Expenditure Account.



11. Liability for gratuity is calculated on the assumption that gratuity is payable to all employees at the end of the accounting year. Such amount of gratuity is charged to revenue. This is in accordance with the Accounting Standard (AS) 15 Employee Benefits issued by the Institute of Chartered Accountants of India as the average number of persons employed during the year is less than fifty.

Short term employee benefits are recognised as an expense in the Income and Expenditure Account of the year in which the related service is rendered.

12. Foreign currency transactions are recorded at the exchange rate prevailing on the date of the transaction. Differences arising out of foreign currency transactions settled during the year are recognised in the Income and Expenditure Account.

Monetary items outstanding at the balance sheet date and denominated in foreign currencies are recorded at the exchange rate prevailing at the end of the year. Differences arising there from are recognised in the Income and Expenditure Account.

13. Provisions are recognised when the Society has a present obligation as a result of past events for which it is probable that an outflow of resources will be required to settle the obligation and a reliable estimate can be made. Provision required settling the obligation are reviewed regularly and are adjusted where necessary to reflect the current best estimate of the obligation.

14. A disclosure for a contingent liability is made when there is a possible obligation or a present obligation that may but probably will not require an outflow of resources. Disclosure is also made in respect of a present obligation that probably requires an outflow of resources, where it is not possible to make a reliable estimate of the related outflow.



Singh Krishna & Associates

G. Anand

B. Notes on Accounts

1. Contingent Liability – Nil
2. Capital Commitment – Nil
3. The Society is registered with the Income-Tax Department under Section 12A of the Income-Tax Act, 1961 vide a certificate No. DIT (E)/ 2001-02/ C-625/ 2001/447 dated October 05, 2001. In the opinion of the management of the Society, all activities undertaken by the Society during the year are within the purview of the said section. Hence, no provision for the current income-tax and deferred tax has been made in these financial statements.
4. Dues to micro, small and medium enterprises as defined under the Micro, Small and Medium Enterprises Development Act, 2006 (MSMED Act) to the extent identified and information available with the Society pursuant to section 22 of the MSMED Act, 2006:


Particulars	Current Year	Previous Year
Principal amount remaining unpaid to suppliers registered under the MSMED Act as at year end	8,489	1,31,007
Interest due to suppliers registered under the MSMED Act and remaining unpaid as at year end	-	-
Interest paid by the Society in terms of Section 16 of MSMED Act along with the amount of the payment made to the suppliers and service providers beyond the appointed day during the year	-	-
Interest due and payable for the period of delay in making payment (which has been paid but beyond the appointed day during the year) but without adding the interest specified under MSMED Act	-	-
Interest accrued and remaining unpaid as at year end	-	-
Further interest remaining due and payable even in the succeeding years, until such date when the interest dues as above are actually paid to the small enterprise for the purpose of disallowance as a deductible expenditure under section 23 of the MSMED Act	-	-

5. In the opinion of the Management of the Society, current assets, loans and advances have a value on realisation in the ordinary course of the business at least equal to the amount at which they are stated in the balance sheet and provision for all known liabilities have been made in the financial statement.
6. All the fixed deposits as at March 31, 2019 are for more than one year period but less than two years period.
7. The Society leases certain office premises under cancellable operating lease arrangements. The rent expense under these agreements for the year is ₹ 17,71,800 (Previous Year ₹ 23,96,000).

Signatories to Note 1 to 15

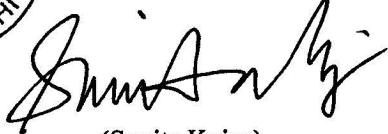
As per our report of even date attached

for Singh Krishna & Associates
Chartered Accountants
Firm's Registration No. 008714C



for Creating Resources for Empowerment in Action


(Krishna Kumar Singh)
Partner
M. No. 077494


(Sunita Kujur)
Senior Director


(Geetanjali Misra)
Executive Director

UDIN : 19077494AAAAQ9627

Place : New Delhi

Date : 24/09/2019